


TUFF TANK

WATER TANKS

CT 200, 400, 450, 600, 800, 1000, 2000, 3000



CT 200, 400, 450, 600
With the exclusive FLIP TOP LID.

CT 800, 1000, 2000, 3000
With the 18" SCREW TOP Cover.

TUFF TANK


Manufactured By
ROTOPLASTICS
 TRINIDAD LIMITED

Lot C, Don Miguel Ext. Rd., San Juan, Trinidad, W.I.
 Tel: 868-674-TANK(8265) · Fax: 868-674-8339
 e-mail: info@rotoplastics.co.tt
 www.rotoplastics.co.tt

Water Filters



Bulkhead Fittings




FEATURES

Material

Tanks are manufactured using a two-part system of prime grade linear polyethylene layers approved by the Food and Drug Administration of the U.S.A. (F.D.A.) for food and water storage.

- **Tuff Guard Safety Lining** made of specially formulated virgin polyethylene approved by the Food & Drug Administration.
- **Rugged multi-ribbed construction** ensures that the TUFF TANK will outlast any other tank.
- **Convenient 4" drain inlet** facilitates water supply from your roof.
- **locking device** for added security from tampering. Made from 100% polyethylene thus preventing rusting or cracking.
- **Standard colour is black.** Other colours are available on request.
- **Full range of closures, external fittings and accessories** (including an external level indicator) are available upon request.
- **Heavy duty outlet.**

Level Indicator



Rainwater Catchment



Specifications

Model	Capacity	Diameter	Height	Weight	Closure	Outlet
CT 200	200 gal 757 lts	37 ins 940 mm	56 ins 1422 mm	30 lbs 13.6 kgs	16 ins 406 mm	0.75 ins 19 mm
CT 400	400 gal 1,514 lts	44 ins 1117 mm	66 ins 1676 mm	50 lbs 22.67 kgs	16 ins 406 mm	0.75 ins 19 mm
CT 450	450 gal 1,703 lts	46 ins 1168 mm	69.5 ins 1765 mm	54 lbs 24.5 kgs	16 ins 406 mm	0.75 ins 19 mm
CT 600	600 gal 2,271 lts	51 ins 1295 mm	76.5 ins 1943 mm	82.5 lbs 37.4 kgs	16 ins 406 mm	0.75 ins 19 mm
CT 800	800 gal 3,028 lts	61 ins 1549 mm	88.5 ins 2248 mm	102.5 lbs 46.5 kgs	18 ins 457 mm	1.25 ins 31.75 mm
CT 1000	1,000 gal 3,785 lts	65 ins 1651 mm	98.5 ins 2502 mm	142.5 lbs 64.6 kgs	18 ins 457 mm	1.25 ins 31.75 mm
CT 2000	2,000 gal 7,570 lts	76 ins 1930 mm	122 ins 3098 mm	350 lbs 159 kgs	18 ins 457 mm	1.50 ins 38 mm
CT 3000	3,000 gal 11,355 lts	85 ins 2159 mm	141 ins 3581 mm	675 lbs 306 kgs	18 ins 457 mm	1.50 ins 38 mm

7 YEAR GUARANTEE of product satisfaction and service.